


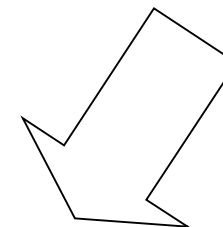
1. FOCUS FOR THE REST OF THE TERM: TO DO BY THE END OF TERM:

(allocate 1 or 2 subjects per night to focus on to make sure you use the time before end term)

<p><u>Subject:</u></p> <p><input type="checkbox"/> Trial paper(s) checklist <input type="checkbox"/> Notes organised <input type="checkbox"/> Summaries/study notes done <input type="checkbox"/> Asked about anything difficult <input type="checkbox"/> Found extra resources/papers</p> <p><u>What do you want to get done before the end of term?</u></p>	<p><u>Subject:</u></p> <p><input type="checkbox"/> Trial paper(s) checklist <input type="checkbox"/> Notes organised <input type="checkbox"/> Summaries/study notes done <input type="checkbox"/> Asked about anything difficult <input type="checkbox"/> Found extra resources/papers</p> <p><u>What do you want to get done before the end of term?</u></p>	<p><u>Subject:</u></p> <p><input type="checkbox"/> Trial paper(s) checklist <input type="checkbox"/> Notes organised <input type="checkbox"/> Summaries/study notes done <input type="checkbox"/> Asked about anything difficult <input type="checkbox"/> Found extra resources/papers</p> <p><u>What do you want to get done before the end of term?</u></p>	<p><u>Subject:</u></p> <p><input type="checkbox"/> Trial paper(s) checklist <input type="checkbox"/> Notes organised <input type="checkbox"/> Summaries/study notes done <input type="checkbox"/> Asked about anything difficult <input type="checkbox"/> Found extra resources/papers</p> <p><u>What do you want to get done before the end of term?</u></p>
<p><u>Subject:</u></p> <p><input type="checkbox"/> Trial paper(s) checklist <input type="checkbox"/> Notes organised <input type="checkbox"/> Summaries/study notes done <input type="checkbox"/> Asked about anything difficult <input type="checkbox"/> Found extra resources/papers</p> <p><u>What do you want to get done before the end of term?</u></p>	<p><u>Subject:</u></p> <p><input type="checkbox"/> Trial paper(s) checklist <input type="checkbox"/> Notes organised <input type="checkbox"/> Summaries/study notes done <input type="checkbox"/> Asked about anything difficult <input type="checkbox"/> Found extra resources/papers</p> <p><u>What do you want to get done before the end of term?</u></p>	<p><u>Subject:</u></p> <p><input type="checkbox"/> Trial paper(s) checklist <input type="checkbox"/> Notes organised <input type="checkbox"/> Summaries/study notes done <input type="checkbox"/> Asked about anything difficult <input type="checkbox"/> Found extra resources/papers</p> <p><u>What do you want to get done before the end of term?</u></p>	<p><u>Subject:</u></p> <p><input type="checkbox"/> Trial paper(s) checklist <input type="checkbox"/> Notes organised <input type="checkbox"/> Summaries/study notes done <input type="checkbox"/> Asked about anything difficult <input type="checkbox"/> Found extra resources/papers</p> <p><u>What do you want to get done before the end of term?</u></p>

2. DECISIONS TO MAKE ABOUT 'STUVAC' (THE HOLIDAYS/WEEKS BEFORE THE EXAMS START):

- How many hours of study do you want to do per day in the holidays? _____ 
- What will be your timeslots for each day, how will you structure your day? Some examples are listed below, but what will you do?
Some examples of how you might structure your day:

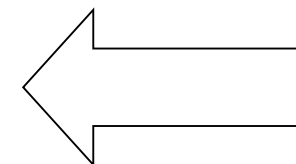


6 hours per day	6 hours per day	8 hours per day	8 hours per day	7 hours per day	Your timeslots:
9-12 subject 1 2-5 subject 2	10-12 subject 1 2-4 subject 2 6-8 choose 1 or 2	9-12 subject 1 2-5 subject 2 7-9 choose 1 or 2	9-11 subject 1 12-2 subject 2 4-6 subject 1 7-9 subject 2	9-10 review 11-2 subject 1 3-6 subject 2	

Note:

- Start by 10am at the latest so your sleep patterns don't get thrown out
 - Choose a minimum amount of time and if you do more that's great. Many students aim for 6 hours and do more if they can.
- What is your 'cycle' of study going to be? Write your subjects in on the cycle that fits you.

5 subjects - 3 day cycle	6 subjects - 3 day cycle	7 subjects - 4 day cycle	8 subjects - 4 day cycle	FILL IN YOUR COMBINATION OF SUBJECTS HERE:
Day 1 - subject 1 - subject 2 Day 2 - subject 3 - subject 4 Day 3 - subject 5 - whatever weakest	Day 1 - subject 1 - subject 2 Day 2 - subject 3 - subject 4 Day 3 - subject 5 - subject 6	Day 1 - subject 1 - subject 2 Day 2 - subject 3 - subject 4 Day 3 - subject 5 - subject 6 Day 4 - subject 7 - whatever weakest	Day 1 - Maths - History Day 2 - French - Chemistry Day 3 - English - German Day 4 - Ext Hist - subject 8	Day 1 - (harder) - (easier) Day 2 - (harder) - (easier) Day 3 - (harder) - (easier) Day 4 (if needed) - -



Note:

- Put 'different' types of subjects together and do the weakest subject in the morning session
- Do you want to spend equal time on all subjects? Do some need more? What about extension subjects?
- For English you might alternate between Paper 1 and Paper 2 practise.

3. PLANNING FOR YOUR STUDY IN THE WEEKS PRIOR TO THE EXAMS - note: you need to double check your timetable against the official timetable

M18 September	T19	W20	T21	F22	S23	S24
M25	T26	W27	T28	F29	S30	S1 October
M2	T3	W4	T5	F6	S7	S8
M9	T10	W11	T12	F13	S14	S15
M16 October HSC ENGLISH	T17 HSC ENGLISH	W18	T19	F20	S21	S22
M23	T24	W25	T26	F27	S28	S29
M30	T31	W1 November	T2	F3	S4	S5
M6	T17	HSC IS FINISHED!				

4. WHAT ARE YOU ACTUALLY GOING TO DO FOR EACH SUBJECT? FILL THIS OUT AT THE END OF TERM

(The night before, look at what subjects you have allocated, look at this list, decide what you will do the next day and get everything out and ready or you may like to plan a week at a time in detail):

<u>Things I should do to study for this subject:</u>	<u>Things I should do to study for this subject:</u>	<u>Things I should do to study for this subject:</u>	<u>Things I should do to study for this subject:</u>
<u>Things I should do to study for this subject:</u>	<u>Things I should do to study for this subject:</u>	<u>Things I should do to study for this subject:</u>	<u>Things I should do to study for this subject:</u>